

# Strategies for Online Teaching

For Young Learners  
Jake Whiddon 2020



# What will we do today?

Getting  
Started

DOs &  
DON'Ts

Things you  
might not  
have thought  
about

Final  
Thoughts

# What will we do today?

Getting  
Started

DOs &  
DON'Ts

Things you  
might not  
have thought  
about

Final  
Thoughts

# A History Lesson



**2011**

**2013**

**2016**

**2020**

*TutorABC*

**DaDa**



**Qkids**





**This has become normal**

**The largest experiment on  
online learning in history**



# Finding a platform & Setting Up



**What platforms do you know?**





# What to look for.....

One-to-many?  
Layout?

Screen  
Sharing

PPT, Video,  
PDFs, Pics

Screen  
Tools/  
Functions

Breakout  
rooms

Chat box

Background  
Design

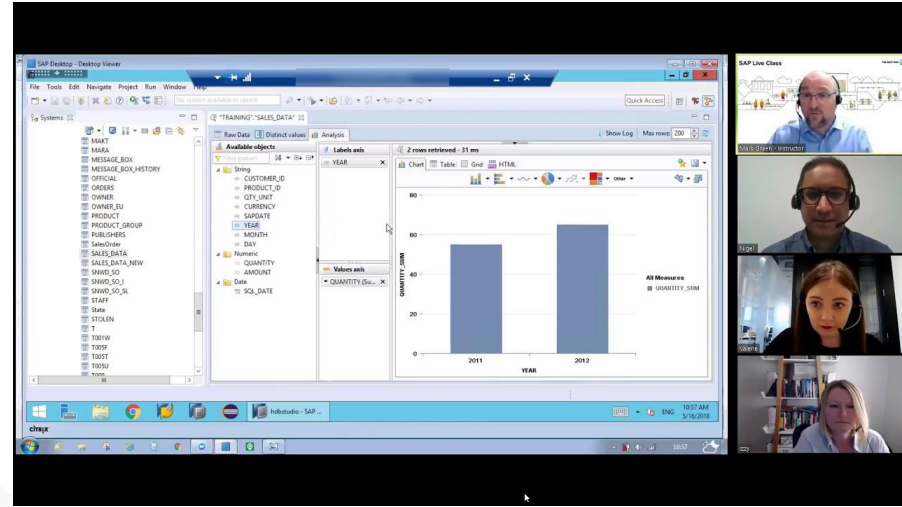
Learner  
Mgmt  
System

Function	Comment
One to Many	
Screen Tools / Functions	
Breakout rooms	
Layout	
Chat box	
Backgrounds	
Learner Management System	

**Cost** ★★★★★

**Functions** ★★★★★

**Usability** ★★★★★



# zoom



Pro

Great for Small Teams

**\$14.99**/mo/host

Function	Comment
One to Many	1-100
Screen Tools / Functions	Pens, screen share, eraser
Breakout rooms	Yes
Layout	Multiple & Resizing
Chat box	Yes public/private
Backgrounds	Customizable/Plug ins
Learner Management System	Very basic

**Cost** ★★★★★

**Functions** ★★★

**Usability** ★★★★★



野花笔记4.1-游园会-蒲公英的分身术.pptx



野花笔记4.1...





# ClassIn



## Hour Price Full Class/hr

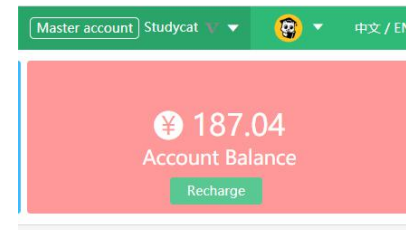
1 student	\$0.30
2 to 6 students	\$3.60
7 to 8 students	\$7.20
9 to 12 students	\$21.60

Function	Comment
One to Many	1-12
Screen Tools / Functions	Pen, Shapes, Dice, Erasers, Pointers, Voting, ABCD
Breakout rooms	Yes & Blackboards
Layout	Multiple & Rezing
Chat box	Yes public/private
Backgrounds	Customizable
Learner Management System	Yes - full service

**Cost** ★★★★★

**Functions** ★★★★★

**Usability** ★★★★★





Write your message

Send



Dan Let's start the class :-)



#Entered the Class at 08:32

1 Online



## The Perfect Language Learner

Every language student wants to know the secret of making the most progress in the shortest time.

What does the perfect learner do to excel in acquiring a foreign language?

### 1: Learn every day



Even when you are really tired, do some learning, even if it's only 5-10 mins. Never miss a chance to increase your knowledge. Use it, or lose it! Practice makes perfect.

### 2: Be motivated



What is your goal? Always think about your objective. You are learning because you want to achieve something. When you get there your life will be better. Always remember that, even when it's tough.

Success in remembering new vocabulary.

Vocabulary book	86%
Mobile phone	74%
Flashcards	67%
...written notes	33%

## Read each point




### 4: Read, read & read!

Read (in the foreign language) things that you like, not boring stuff. Notice new grammar patterns and important vocabulary. The more you read, the quicker you progress - it's as simple as that.

### 5: Be brave

Don't worry about small mistakes! No-one minds! When you learn new vocab or grammar, use it as soon as possible. If you are not 100% accurate, someone will correct you. Challenge yourself! Go for it!





# LearnCube



## VIRTUAL CLASSROOM PRO

Great for professional teachers

**\$14**

Per Month  
\$168 paid annually

Function	Comment
One to Many	1-10
Screen Tools / Functions	Pen, Shapes, Dice, Erasers, Pointers, many more!
Breakout rooms	?
Layout	One layout - no resizing
Chat box	Yes public/private
Backgrounds	Customizable
Learner Management System	Yes - full service

**Cost** ★★★★★

**Functions** ★★★★★

**Usability** ★★★★★





Function	Comment
One to Many	1-1 1-?
Screen Tools / Functions	Pen, Erasers, Pointers,
Breakout rooms	No
Layout	3 layouts
Chat box	Yes
Backgrounds	Can blur
Learner Management System	No

**Cost** ★★★★★

**Functions** ★★

**Usability** ★★★

# Setting up your teaching space

DIY

How to  
Create a  
Teaching  
Background



Teacher  
Melanie

Kids  
English



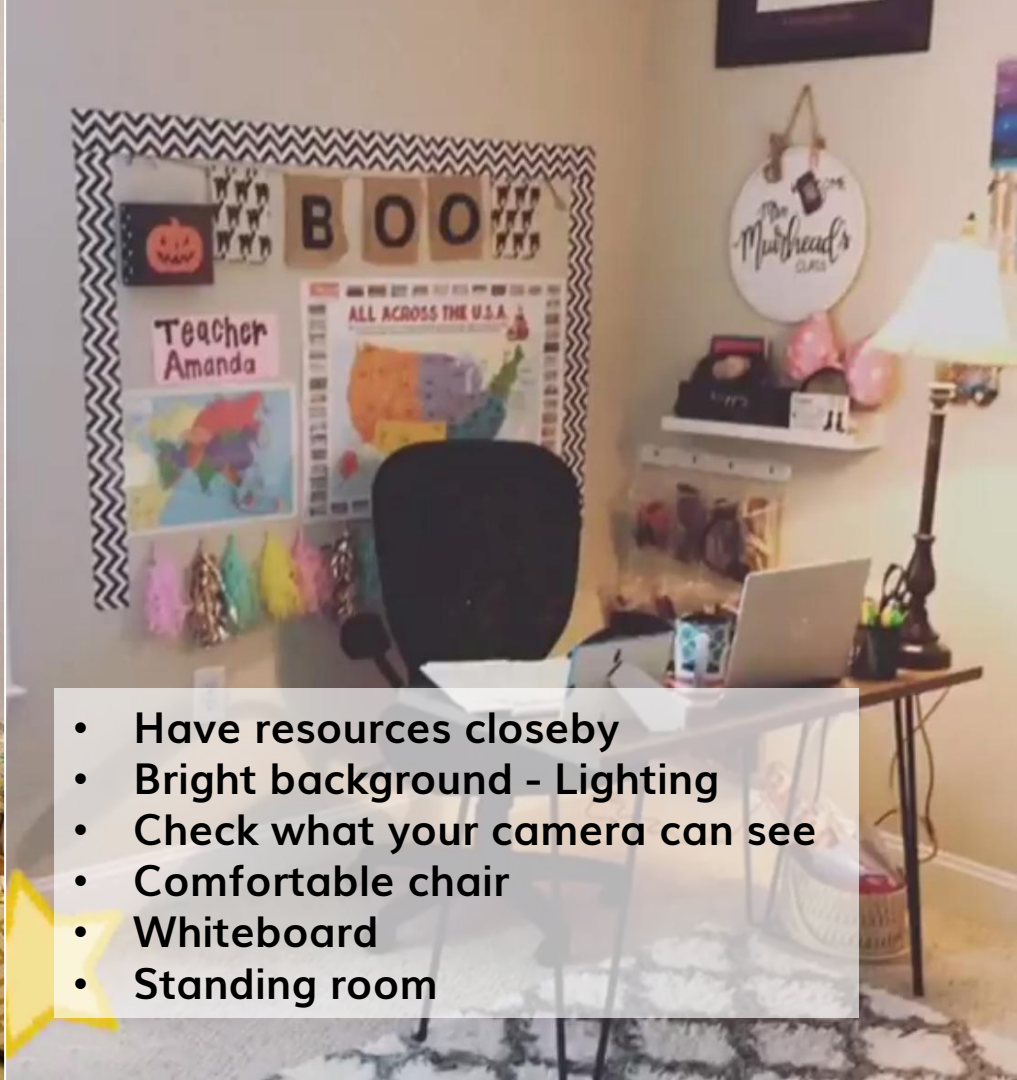
studycat

G H I J K L M N O P Q R

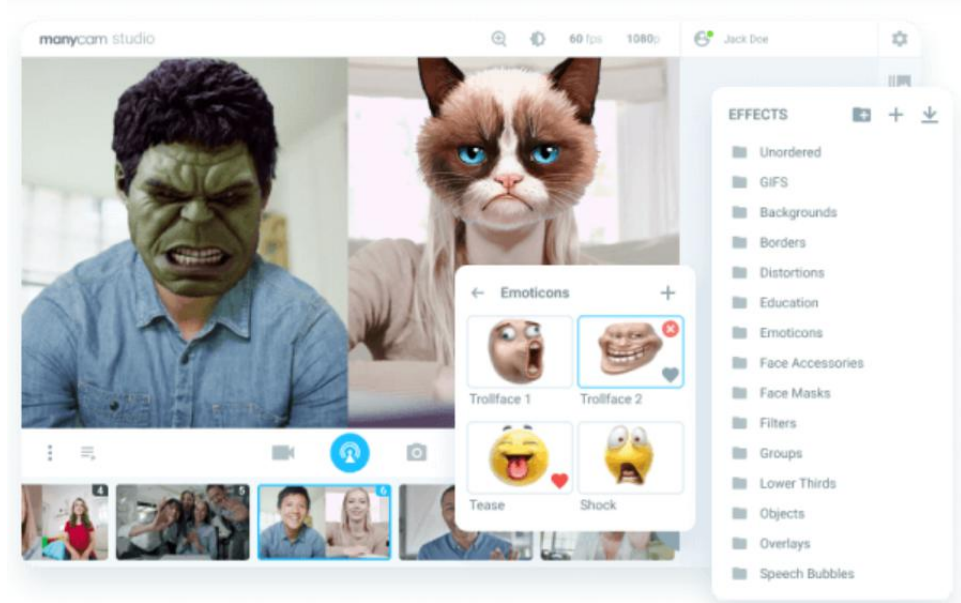
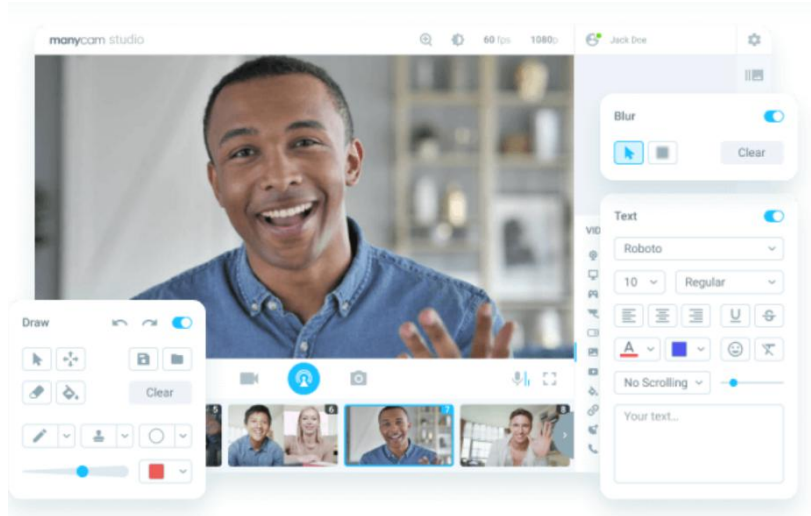
America



studycat



- Have resources closeby
- Bright background - Lighting
- Check what your camera can see
- Comfortable chair
- Whiteboard
- Standing room



# What will we do today?

Getting  
Started


DOs &  
DON'Ts

Things you  
might not  
have thought  
about

Final  
Thoughts



**Do's**



**Don'ts**



# Stories from the frontline



**Ross Thorburn**

51 Talk, DaDa, EF

Trinity College

DipTESOL Course Director

EF  
Training  
Institute

# Ross's Tips

## DO's

- Set contexts
- Use real materials
- Do group work
- Prepare your space
- Ask questions you don't know the answer to
- Show stuff in the house
- Ask student to show you things
- Let them find online
- Respond authentically
- Teacher in charge of pen

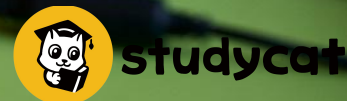
## DON'Ts

- Don't write with the mouse
- Don't read aloud
- Don't be both sides of dialogue
- Let them translate them everything
- Assume kids know how to use all the tools
- Make it a one way experience



## Teach kids how to use the platform first

- Where is the camera?
- Show something in the camera
- Find the pen
- Draw a circle
- Type in the chat box
- Raise your hand
- Mute/Unmute
- Speak!!





# Be aware of content

## Text books Units

Unit 1 - Greetings

Unit 2 - Classroom Objects

Unit 3 - Colors

Unit 4 - Animals

Unit 5 - Transport

**Tip:** teach a topic you know your students already know

Most curriculums were developed for offline :)



# Student directs the teacher to draw

*“Circle the milk.  
Circle the monkey”*

Tip:  
Make mistakes to  
concept check

KID  
Engage

Find the Sound

Tip: T says the picture name (bat, milk, TV, money, tree, elephant, monkey, rat) and S circles photos that have M initial sound.





# Student asks teacher questions

*“What animal do you like?”*

KID Engage

## Find the Sound

Tip: T says the picture name (bat, milk, TV, money, tree, elephant, monkey, rat) and S circles photos that have M initial sound.



How many different questions can student ask?



# **Student asks teacher questions**

**Ask 3 questions to start the class**

**Ask a question in every activity**

**Ask another student**

**Ask questions to finish class**








# Read the slides aloud

What does reading the slides actually practice?


Can a student remember what they have read aloud?

How authentic is it?

  Listen and sing.  06  

## Busy, Busy, Busy

Busy, busy, busy every day.  
Busy, busy, busy, I can't play.  
Are you busy Monday?  
Yes, I am.  
English classes, music classes  
Monday, Tuesday, Wednesday, Thursday.  
Are you busy Friday?  
Yes, I am.  
Friday is a busy day.  
Are you busy Saturday?  
Can you play?  
No! Saturday's a very, very busy day.



Busy, busy, busy, I can't play.  
I'm busy, busy every day,  
but not on Sunday!  
Sunday is my free day,  
and I can play!

Unit 5 Activities 41





# Read a book from home

Choose a book from home

Read a page or two

Ask the teacher questions





Reading the instructions aloud??



Ask students to read the instructions for a minute, then **concept check**



# Send Pre-tasks

What can you send out before?

Reading

Video

Pictures

Use an app



# Include content from student's homes



- Toys
- Foods
- Pictures
- Books
- Friends
- Family members
- Artworks
- Pets

# The kids are at home

- Beginner level language is concrete
- Connecting home and the class
- Parents will see their children interacting
- Reduces some of the screen time



# Set contexts



- What can you see?
- What can you hear?
- What can you smell?





# Don't let your student's be both sides of the dialogue





# Encourage student to student interaction

Strong students model

The screenshot displays a Zoom meeting window titled "Benesse Online Training - 3" with a status bar showing "Delay: 21ms, Loss: 0%, Status: Good" and "System CPU: 58%". The meeting started at 06:40. At the top, three participant thumbnails are visible: Daniel-stu (muted), Denise (unmuted), and Phyllis (muted). The main content area shows a presentation slide titled "demo course.pptx" with a video feed of a student, EEO-阿John, overlaid on the right. The slide content includes a photo of a man in a room, a label "(f)", and the "eco" logo with the tagline "empower education online". A drawing toolbar is visible on the right side of the slide, and a hand icon is at the bottom right. The slide footer shows navigation arrows and the page number "3 / 17".





# Keep your slides simple!

Delay: 5ms, Loss: 0%, Status: Good System CPU: 10% Fun English Level 3 - 4 Started: 11:14


Jake Celine Hay

What animal can you see?

Fun English for Schools Empowered by EEU



# Have pics in folders ready to go





# Have materials ready to go

- Using flashcards
- Story books
- Pics folder
- Video folders
- Toys, puppets, blocks

# What will we do today?

Getting  
Started

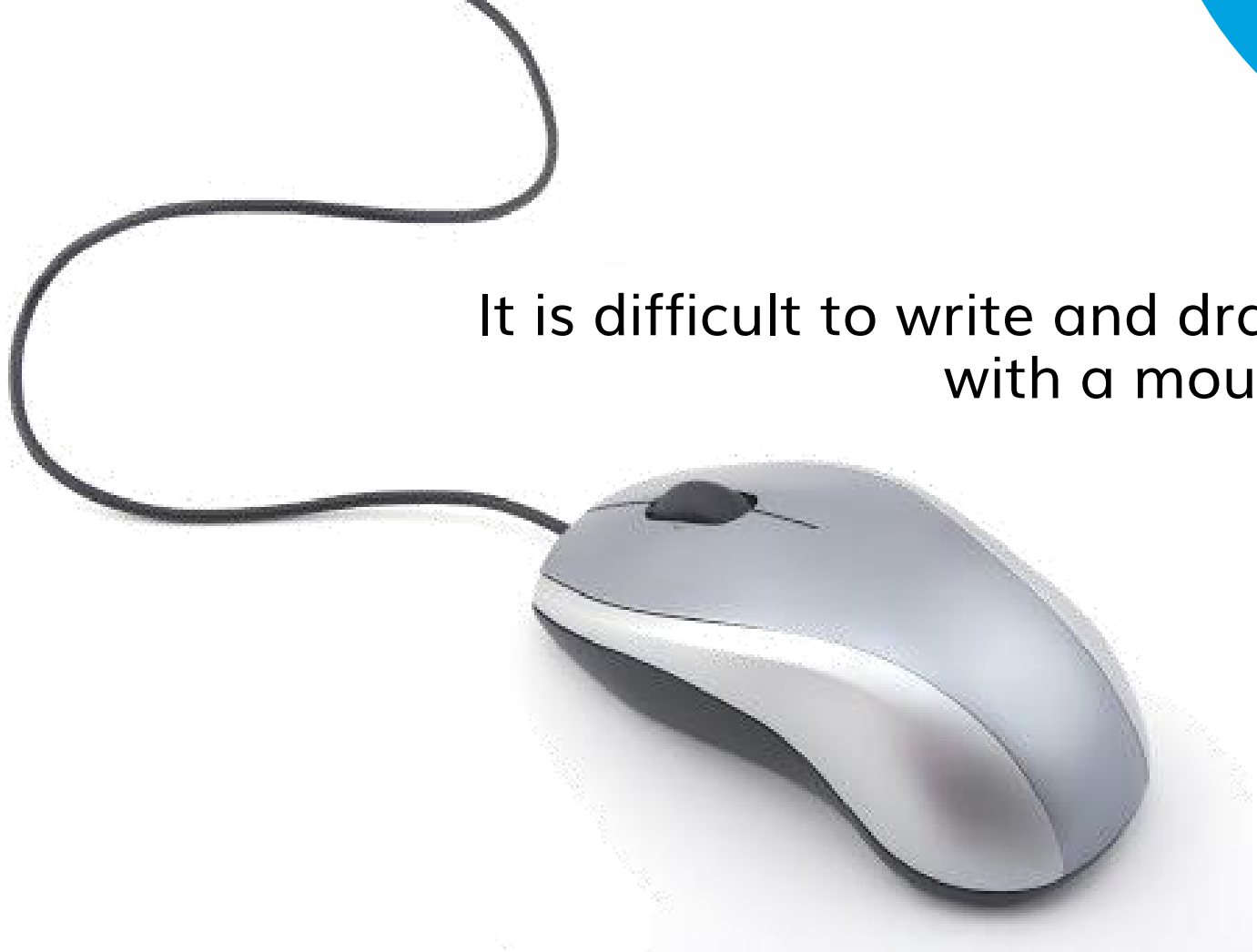
DOs &  
DON'Ts

Things you  
might not  
have thought  
about

Final  
Thoughts

# Things you might not have thought about

It is difficult to write and draw  
with a mouse



# PC, Smart Phone, Tablet



Different devices different functions

# Parents Involvement



- **Want to answer everything**
- **Treat it like it class - so the kid can't move around**
- **Translate everything**
- **This could be the first time the kids have ever been to a class**
- **What if the kids don't understand?**



# Affective Filters

The affective filter is an invisible psychological filter that can either facilitate or hinder language production in a second language.

**What has happened at home that day?**

**You can't see what is happening in the classroom**



# Storage/Recording?

9h 4m of 10h in use



10h 7m of 10h in use



Need more?

You should ensure all your classes are recorded

# Look out for/ be careful

- Issues with children at home
- Record all your classes
- Have your background check updated
- You are at home - be careful your doing
- You are not in control of environment your students are in

# What will we do today?

Getting  
Started

DOs &  
DON'Ts

Things you  
might not  
have thought  
about

**Final  
Thoughts**

**Learn from other teachers**

**Two cognitive processes**

**Be professional / cautious**

**Be creative**

**Offline or Online ask yourself...**

***Is Learning happening?***



## #22 – Teaching Vocabulary Online

by Jake Whiddon

3 Apr 2020 4:00pm

China Standard Time (CST), UTC +8

Is teaching vocabulary online different than offline?

What are the key elements of any vocabulary focused lesson?

[More details](#)

# Studycat Forums #1

## Lessons from School Closures

A 40 minute live discussion from industry experts on their experiences, mistakes and advice dealing with school closures in Asia.

Hosted by Jake Whiddon  
Head of Academic Experience at Studycat



**Phyllis Zhang**

Head of Global Product  
*ClassIn*



**Alex Russler**

Director of Academics &  
International Programs  
*Seed Education*



**Ross Thorburn**

*TEFL Training Institute*  
Podcast Host  
Teacher trainer



**Irene Li**

Founder Publink China  
Senior Consultant  
TCM



*Sign up to be part of the discussion, ask questions and make comments!*

Scan the QR code to register or follow the link. We will email you the live login link on the day.



[studycat.com/lessons-from-closures/](https://studycat.com/lessons-from-closures/)

**Wednesday 25th March**

7pm Beijing time  
11am UK time



**studycat**  
connected learning

## Easy to use

A rich resource for your classroom that is simple to use on your Interactive White Board, tablet or smartphone. Your complete classroom at your fingertips.

[Take the classroom trial »](#)



## Fun to learn





# Studycat Club

Welcome to our club for parents and teachers who want to make language learning fun! Studycat Club members have exclusive access to our library of over 100 worksheets and our webinars archive.



## Sign In

Email/Username

Password

[Sign In](#)

[Forgotten your password?](#)

## Join the club today

- Over 100 printable worksheets to download
- Archive of webinar videos and presentations
- Songs, expert articles and teacher videos coming soon...

[Register now!](#)



**Alphabet**

Alphabet – Colour Aa



**Actions**

Actions – Colouring 1



**Actions**

Actions – Cut 1



**Actions**

Actions – Match 1



**Actions**

Actions – Colouring 2



**Animals**

Animals – Colouring 1



**Body**

Body – Cut 1



**Vegetables**

Vegetables – Spot 1



**Animals**

Animals – Cut 1



**Body**

Body – Colouring 1



**Actions**

Actions – Cut 2



**Colours**

Colours – Colouring 1



### #16 – The Power of Pronunciation

by Jake Whiddon

Focusing on pronunciation in your young learner classes can have a powerful impact. Grammar and vocabulary are usually prominent in classes, so why

[lycat.com/webinar/helping-kids-learn-languages-at-home/](https://www.studycat.com/webinar/helping-kids-learn-languages-at-home/)



### #15 Helping kids learn languages at home!

by Jake Whiddon

Learning to Learn! Helping kids learn languages at home



### #14 – The 4Cs and Language Classrooms

by Jake Whiddon

Communication – Collaboration – Creativity – Critical Thinking

What are 21st Century Skills? What are the 4Cs?

All the latest news from Studycat, along with expert insights and articles on language learning for kids.



10.02.2020

### Studycat featured on Yahoo! Finance

Yahoo! news story outlines our move to donate free use of our apps to areas affected by school closings due to the coronavirus epidemic.



10.02.2020

### TEFL Training Institute podcast interviews our CEO Mark Pemberton

As the coronavirus causes schools around China to temporarily close, they consider the possibilities and limits of using apps and technology for language learning.



06.02.2020

### Essential Skills in Action: Communication and Collaboration

Take a look at how two of the four 21st Century Skills often coincide, and how you can help your child refine them.



**[www.studycat.com/schools](http://www.studycat.com/schools)**





**Studycat**

@studycat.net

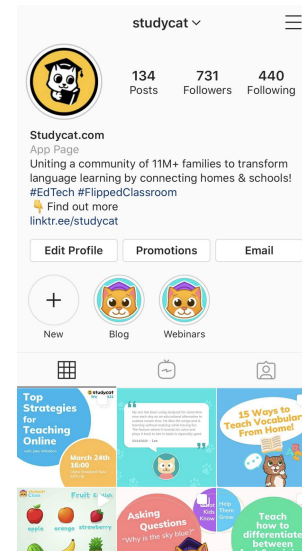


**Studycat**

@study\_cat

Uniting a community of 11M+ families to transform language learning by connecting homes & schools!


#EdTech  
#ConnectedLearning  
#FlippedClassroom



Facebook: [www.facebook.com/studycat.net/](http://www.facebook.com/studycat.net/)  
[www.facebook.com/groups/studycatclub4teachers](http://www.facebook.com/groups/studycatclub4teachers)  
Instagram: <https://instagram.com/studycat>  
Twitter: [https://twitter.com/study\\_cat](https://twitter.com/study_cat)  
LinkedIn: [www.linkedin.com/company/studycat-limited](http://www.linkedin.com/company/studycat-limited)



**studycat**



Add profile section

More...



Jake Whiddon

Head of Academic Experience at Studycat Limited

Minhang District, Shanghai, China · [306 connections](#) · [Contact info](#)



Studycat Limited



University of Chichester

**Thank you**